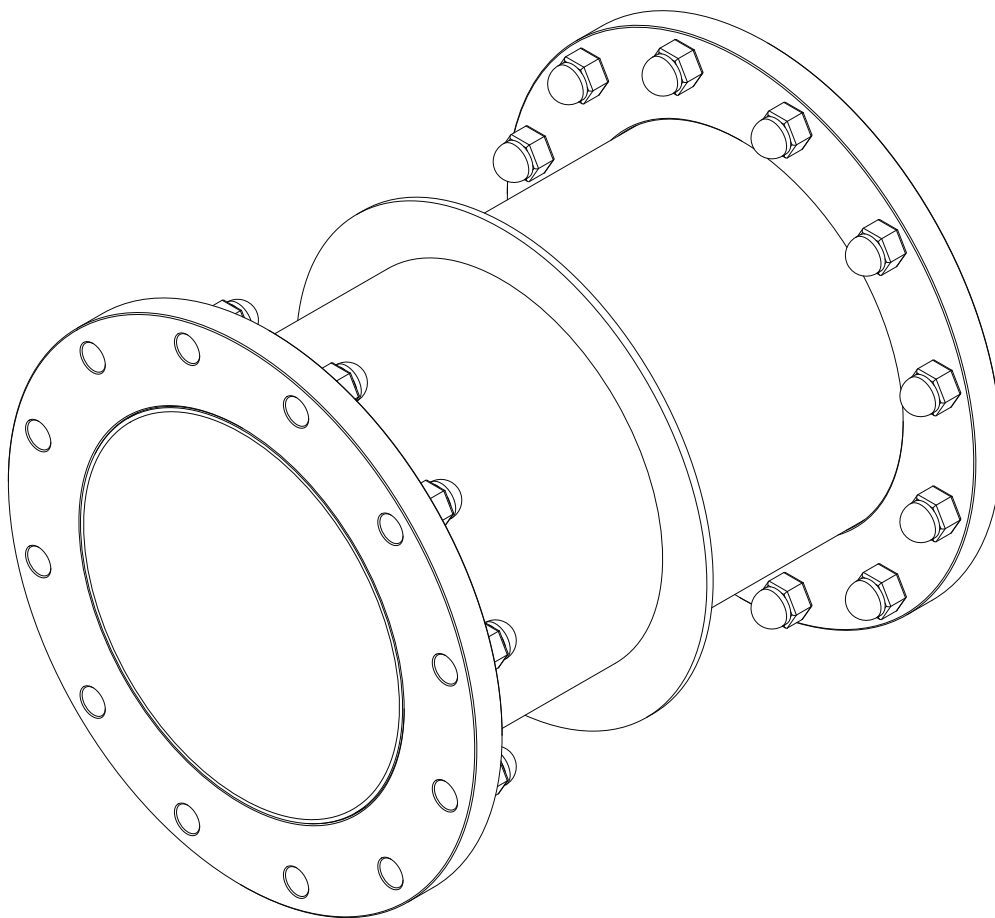


BAP 10 Prallteller, Mauerrohre, Formstücke

Rebound plates, wall pipes, pipe fittings

Plaque de rebondissement, tuyau de mur



01

02

03

04

05

06

07

08

09

10

11

12

13

14

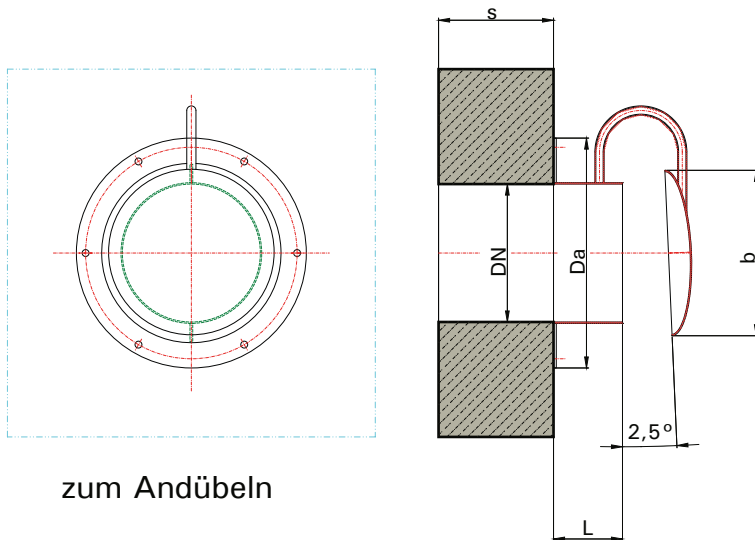
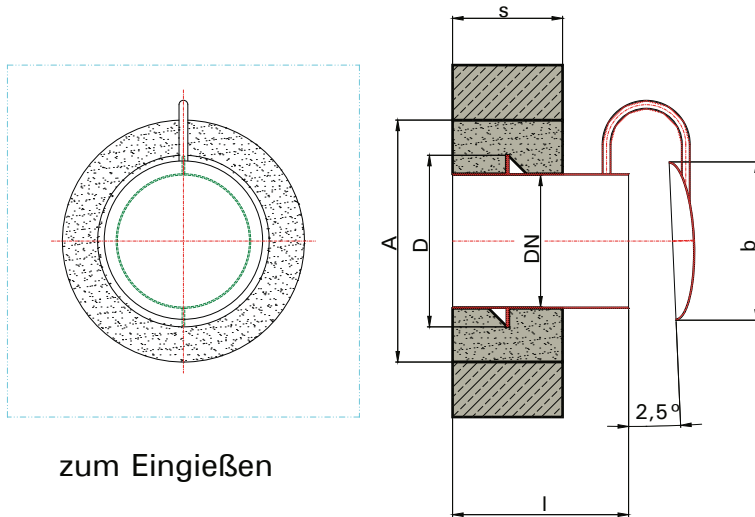
15

16

17

99

10.01 Prallteller - Rebound plate - Plaque de rebondissement



DN	80	100	125	150	200	250	300	350	400	450	500	600
b	115	145	160	180	210	240	300	360	420	480	540	590
D	120	160	185	210	280	330	380	430	480	530	600	700
DA	220	260	290	330	380	430	540	600	620	680	740	820
A	200	200	220	250	320	380	560	520	560	620	680	780

Werkstoffe Material Matériau	ST 37	1.4301	1.4571	AlMg 3	
Oberflächenbehandlung Coating Traitement de couche	Grundierung mit Icosit Aktivprimer 50 µm; jede andere Oberflächenbehandlung möglich undercoating with Icosit Aktivprimer 50 µm; -on request every coating is possible primaire avec Icosit Aktivprimer 50 µm; toute autre finition sur demande				

10.01 Prallteller · Rebound plate · Plaque de rebondissement

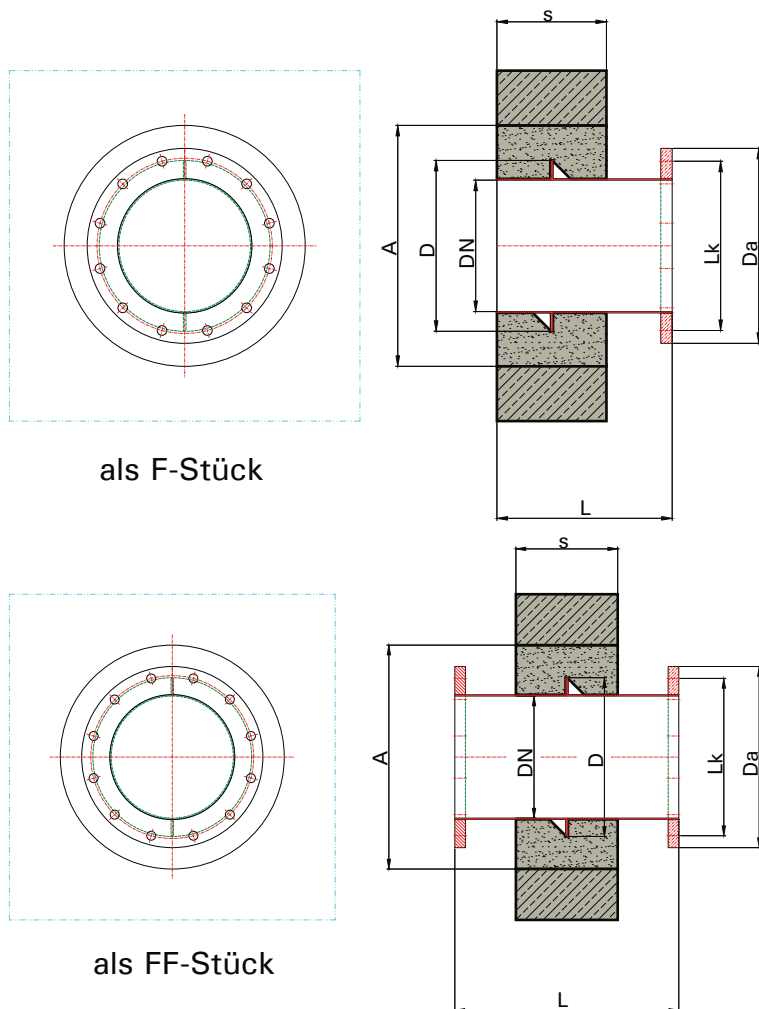
Bestellangaben / Aussparung · Ordering Information / Openings · Données de commande / Évidements

Bestellangaben · Ordering information · Données de commande

Prallteller BAP 10.1	DN = mm	L = mm
Rebound plate BAP 10.1	DN = mm	L = mm
Plaque de rebondissement BAP 10.1	DN = mm	L = mm

Werkstoff	Flanschanschluss — auf Anfrage möglich
Material	Flange connection — on request
Matériau	Raccor à bride — sur demande

10.02 Mauerrohr - Wall pipe - Tuyau de mur



Abmessungen L + S	nach Bauwerksanforderung
Dimensions L + S	Tailer-made to site dimensions
Dimensions L + S	en fonction des exigences posées par l'édifice

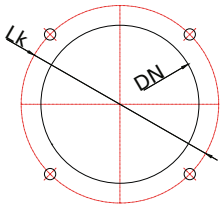
DN	50	65	80	100	125	150	200	250	300	400	500	600	700
D	100	110	120	160	185	210	280	330	380	480	600	700	800
A	180	200	220	250	280	300	360	420	480	600	700	820	920
DN	800	900	1000	1200	– weitere Abmessungen auf Anfrage möglich								
D	900	1000	1120	1320	– further dimensions available on request								
A	1080	1180	1280	1520	– dimensions livrable sur demande								

Werkstoffe Material Matériau	ST 37	1.4301	1.4571	AIMg 3	
Oberflächenbehandlung Coating Traitement de couche	Grundierung mit Icosit Aktivprimer 50 µm; jede andere Oberflächenbehandlung möglich undercoating with Icosit Aktivprimer 50 µm; -on request every coating is possible primaire avec Icosit Aktivprimer 50 µm; toute autre finition sur demande				

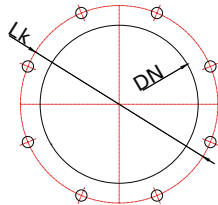
10.02 Mauerrohr - Wall pipe - Tuyau de mur

Bestellangaben / Aussparung - Ordering Information / Openings - Données de commande / Évidementes

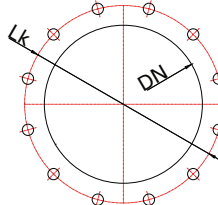
DN 50 - 65



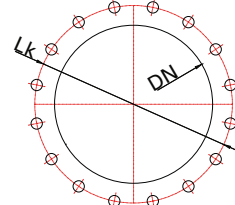
DN 80 - 200



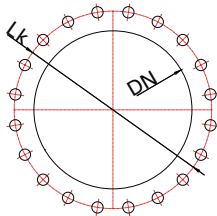
DN 250 - 300



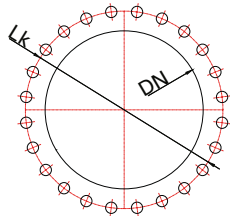
DN 350 - 400



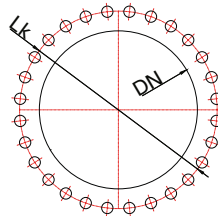
DN 450 - 600



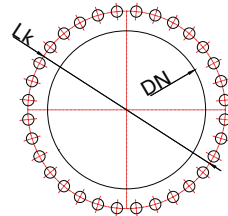
DN 700 - 800



DN 900 - 1000



DN 1200



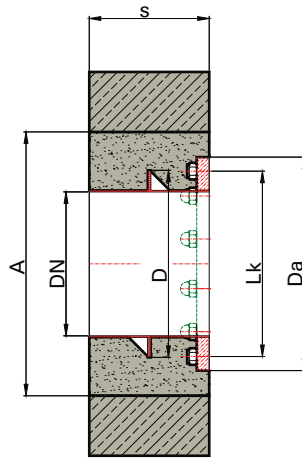
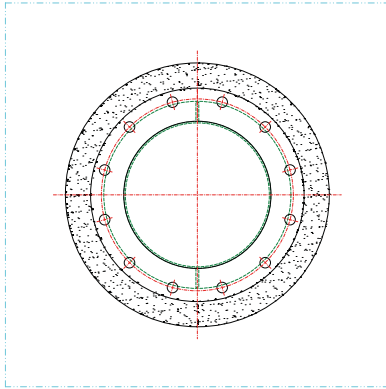
Flanschanschluss nach EN 1092-2, gebohrt nach PN 10
 Flange connection according to EN 1092-2, drilled PN 10
 Raccord à bride selon norme EN 1092-2, percé selon PN 10

Bestellangaben · Ordering information · Données de commande

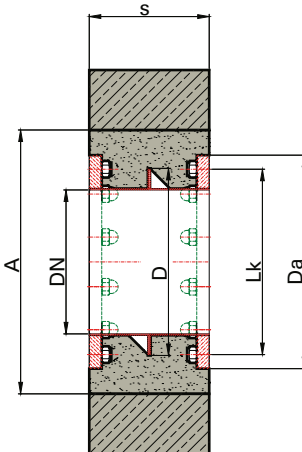
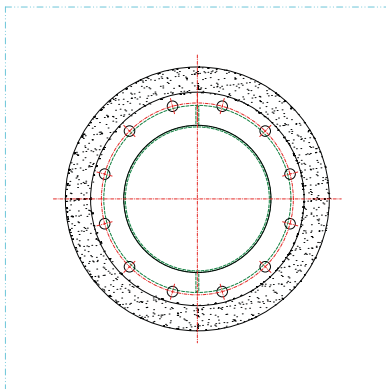
Mauerrohr BAP 10.2	DN = mm	L = mm
Wall pipe BAP 10.2	DN = mm	L = mm
Tuyau de mur BAP 10.2	DN = mm	L = mm

Werkstoff
Material
Matériau

10.03 Mauerrohr - Wall pipe - Tuyau de mur



als F-Stück



als FF-Stück

Abmessungen L + S	nach Bauwerksanforderung
Dimensions L + S	Tailer-made to site dimensions
Dimensions L + S	en fonction des exigences posées par l'édifice

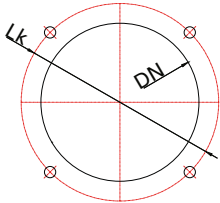
DN	50	65	80	100	125	150	200	250	300	400	500	600	700
D	100	110	120	160	185	210	280	330	380	480	600	700	800
A	180	200	220	250	280	300	360	420	480	600	700	820	920
DN	800	900	1000	1200	– weitere Abmessungen auf Anfrage möglich								
D	900	1000	1120	1320	– further dimensions available on request								
A	1080	1180	1280	1520	– dimensions livrable sur demande								

Werkstoffe Material Matériau	ST 37	1.4301	1.4571	AlMg 3
Oberflächenbehandlung Coating Traitement de couche	Grundierung mit Icosit Aktivprimer 50 µm; jede andere Oberflächenbehandlung möglich undercoating with Icosit Aktivprimer 50 µm; -on request every coating is possible primaire avec Icosit Aktivprimer 50 µm; toute autre finition sur demande			

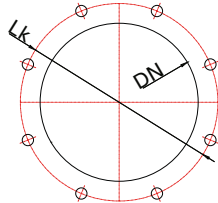
10.03 Mauerrohr - Wall pipe - Tuyau de mur

Bestellangaben / Aussparung - Ordering Information / Openings - Données de commande / Évidementes

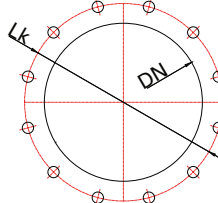
DN 50 - 65



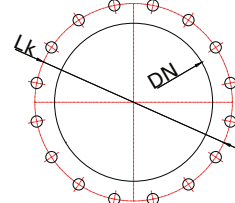
DN 80 - 200



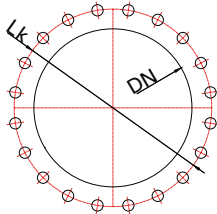
DN 250 - 300



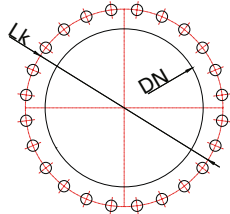
DN 350 - 400



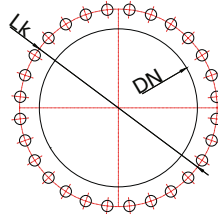
DN 450 - 600



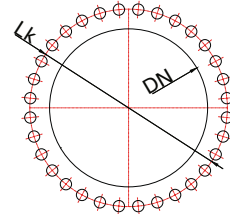
DN 700 - 800



DN 900 - 1000



DN 1200



Flanschanschluss nach EN 1092-2, gebohrt nach PN 10
 Flange connection according to EN 1092-2, drilled PN 10
 Raccord à bride selon norme EN 1092-2, percé selon PN 10

Bestellangaben · Ordering information · Données de commande

Mauerrohr BAP 10.2	DN = mm	L = mm
Wall pipe BAP 10.2	DN = mm	L = mm
Tuyau de mur BAP 10.2	DN = mm	L = mm

Werkstoff
Material
Matériau